

D-J industrial index yearly average 1900-1997
in current dollars with power LSBF trendline and extrapolation

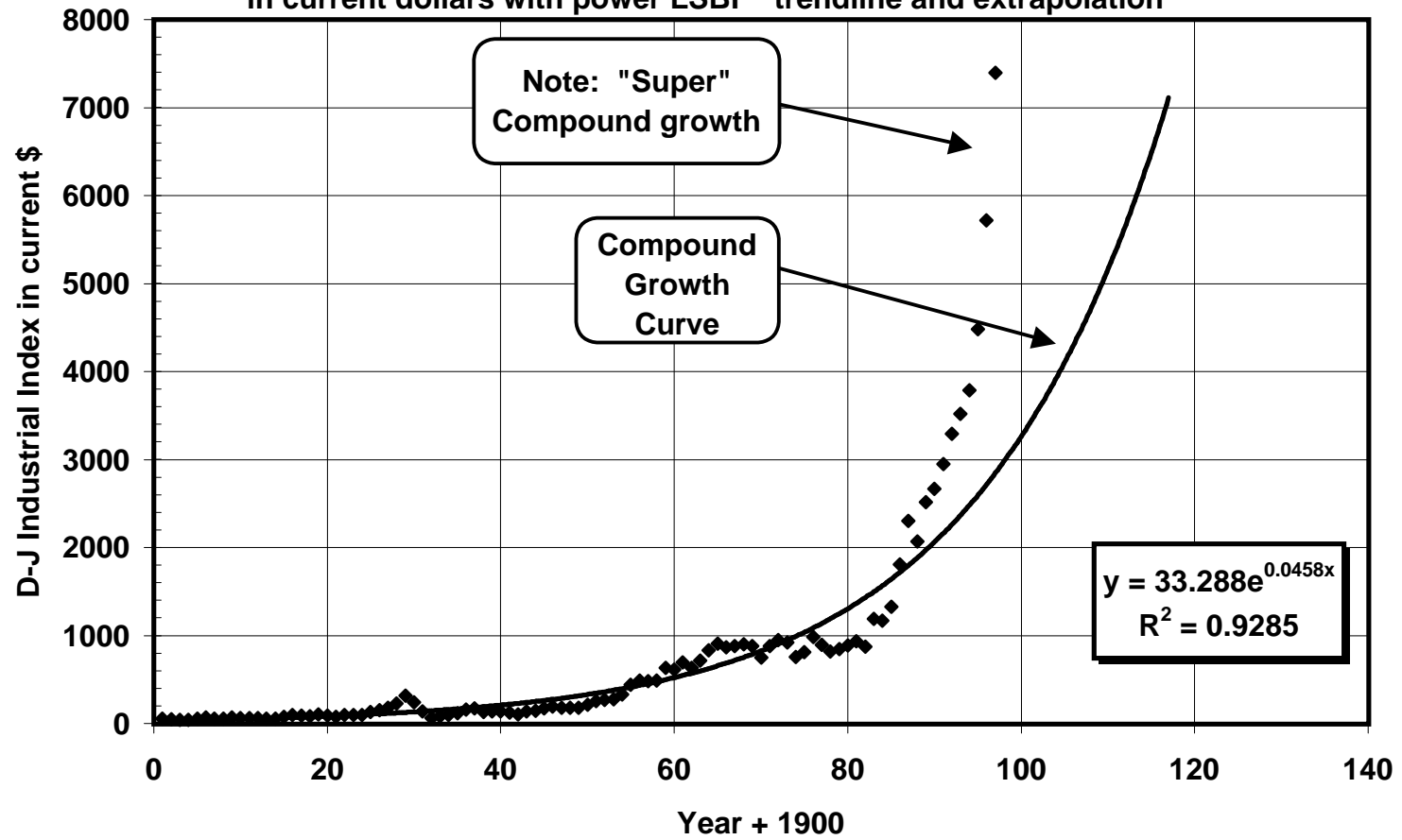


Chart1 DJ1900M

Inflation Adjusted D-J Industrial Average in CV CPI \$ (1982-1984=100)
1913 - 1997

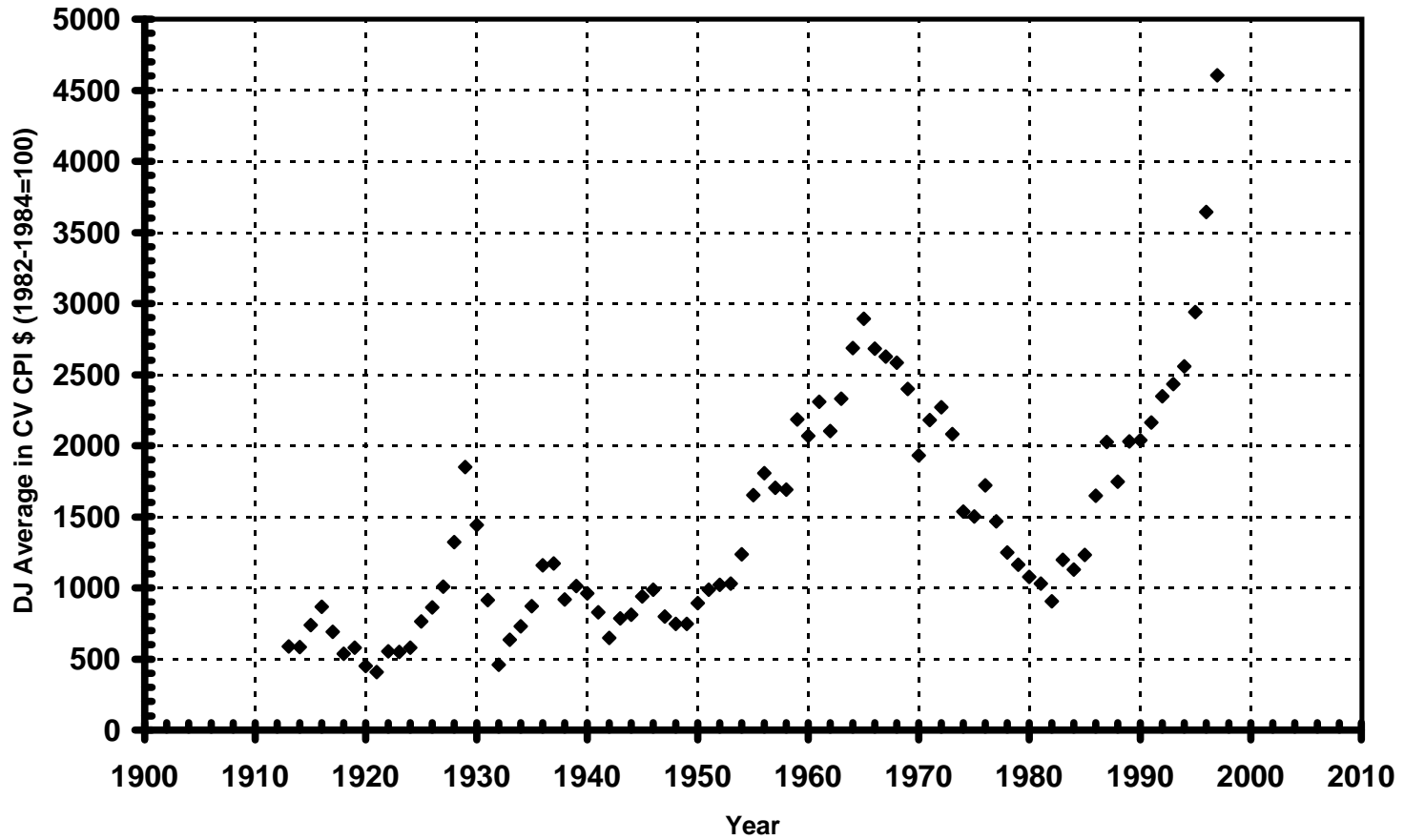


Chart4 - DJ1900M

D-J Industrial Average in current \$ 1900 -1997
with Logarithmic Y Axis

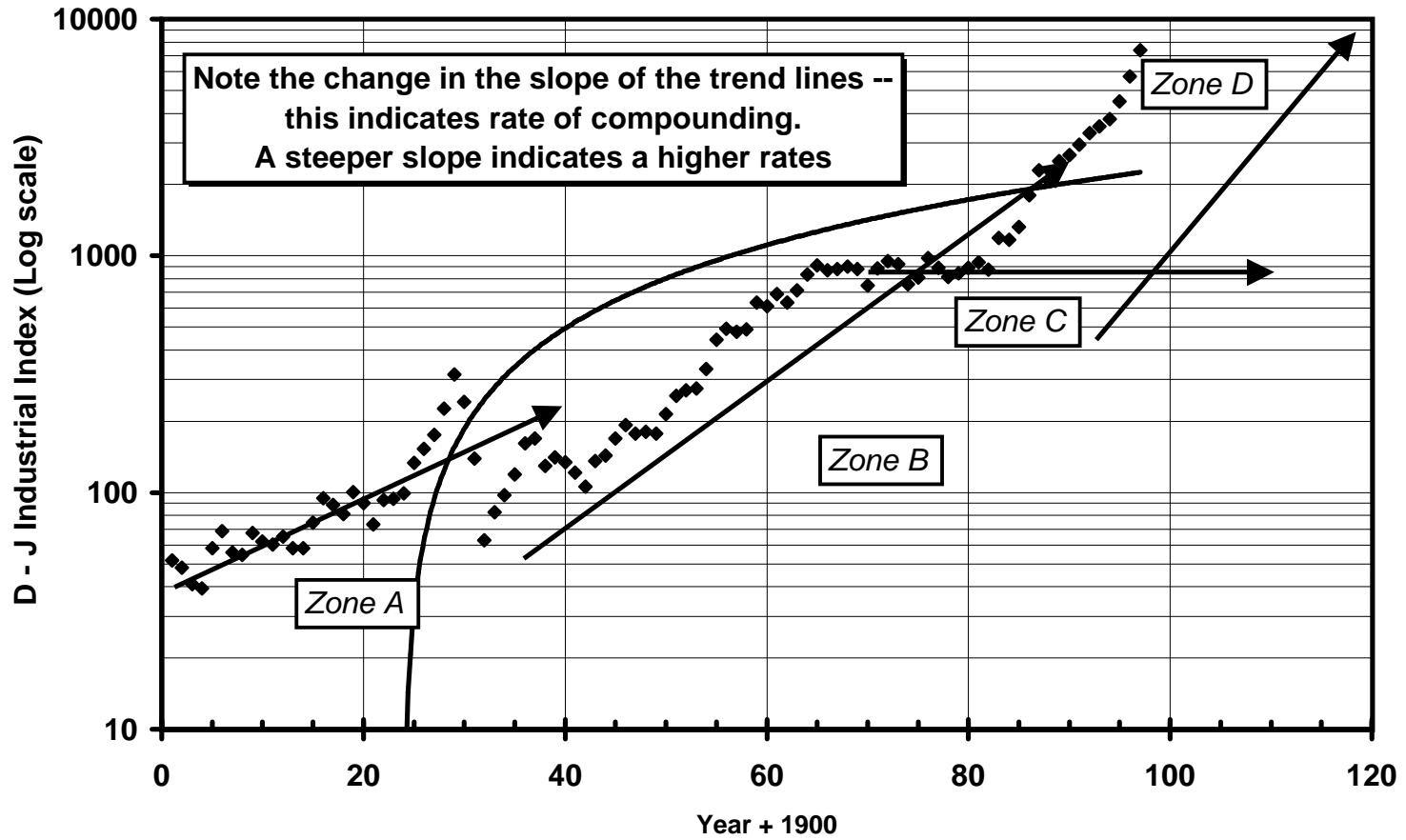


Chart3 DJ1900M

YEAR	AVG. CPI	D-J current	D-J CV (82/4)\$
1913	9.90	58.05	586
1914	10.00	58.18	582
1915	10.10	74.50	738
1916	10.90	94.63	868
1917	12.80	88.64	692
1918	15.10	80.96	536
1919	17.30	100.48	581
1920	20.00	90.11	451
1921	17.90	73.20	409
1922	16.80	92.90	553
1923	17.10	94.27	551
1924	17.10	99.39	581
1925	17.50	133.57	763
1926	17.70	152.74	863
1927	17.40	175.57	1009
1928	17.10	226.33	1324
1929	17.10	316.16	1849
1930	16.70	240.96	1443
1931	15.20	139.05	915
1932	13.70	62.89	459
1933	13.00	82.35	633
1934	13.40	97.48	727
1935	13.70	119.16	870
1936	13.90	161.15	1159
1937	14.40	168.78	1172
1938	14.10	129.67	920
1939	13.90	140.67	1012
1940	14.00	134.53	961
1941	14.70	121.65	828
1942	16.30	105.85	649
1943	17.30	135.74	785
1944	17.60	142.97	812
1945	18.00	169.45	941
1946	19.50	192.79	989
1947	22.30	177.65	797
1948	24.10	180.11	747
1949	23.80	177.91	748
1950	24.10	214.82	891
1951	26.00	256.60	987
1952	26.50	270.24	1020
1953	26.70	275.13	1030
1954	26.90	332.13	1235
1955	26.80	442.77	1652
1956	27.20	490.94	1805
1957	28.10	478.25	1702
1958	28.90	488.85	1692
1959	29.10	635.15	2183
1960	29.60	612.47	2069
1961	29.90	690.73	2310

1962	30.20	634.51	2101	
1963	30.60	712.97	2330	
1964	31.00	833.14	2688	
1965	31.50	910.57	2891	
1966	32.40	868.74	2681	
1967	33.40	877.47	2627	
1968	34.80	899.77	2586	
1969	36.70	880.05	2398	
1970	38.80	748.70	1930	
1971	40.50	882.36	2179	
1972	41.80	948.16	2268	
1973	44.40	923.56	2080	
1974	49.30	757.42	1536	
1975	53.80	809.12	1504	
1976	56.90	980.15	1723	
1977	60.60	890.74	1470	
1978	65.20	814.75	1250	
1979	72.60	843.61	1162	
1980	82.40	888.93	1079	
1981	90.90	937.81	1032	
1982	96.50	875.87	908	
1983	99.60	1192.00	1197	
1984	103.90	1171.27	1127	
1985	107.60	1327.18	1233	
1986	109.60	1807.18	1649	
1987	113.60	2303.27	2028	
1988	118.30	2068.55	1749	
1989	124.00	2515.55	2029	
1990	130.70	2664.36	2039	
1991	136.20	2945.18	2162	
1992	140.30	3295.45	2349	
1993	144.50	3517.55	2434	
1994	148.20	3788.64	2556	
1995	152.40	4480.82	2940	
1996	156.90	5719.00	3645	
1997	160.50	7394.36	4607	
1998				
1999				
2000				
2001				
2002				
2003				
2004				
2005				
2006				
2007				
2008				
2009				
2010				
2011				
2012				

2013				
2014				
2015				
2016				
2017				
2018				
2019				
2020				
2021				